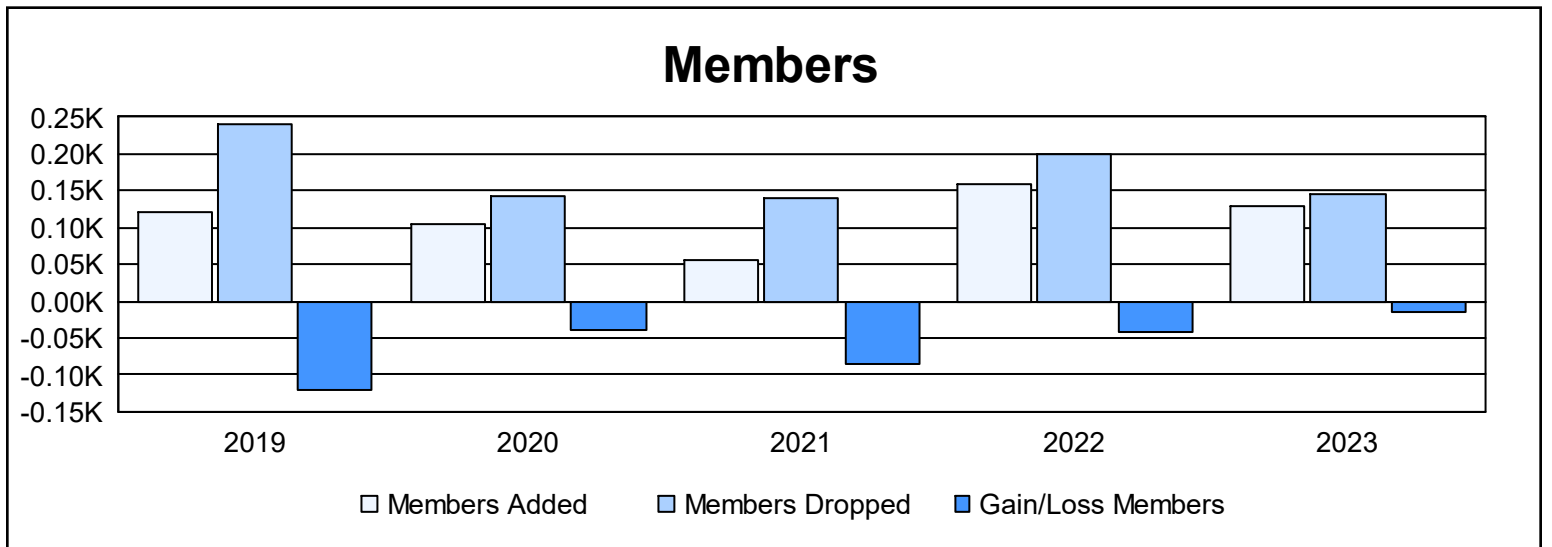
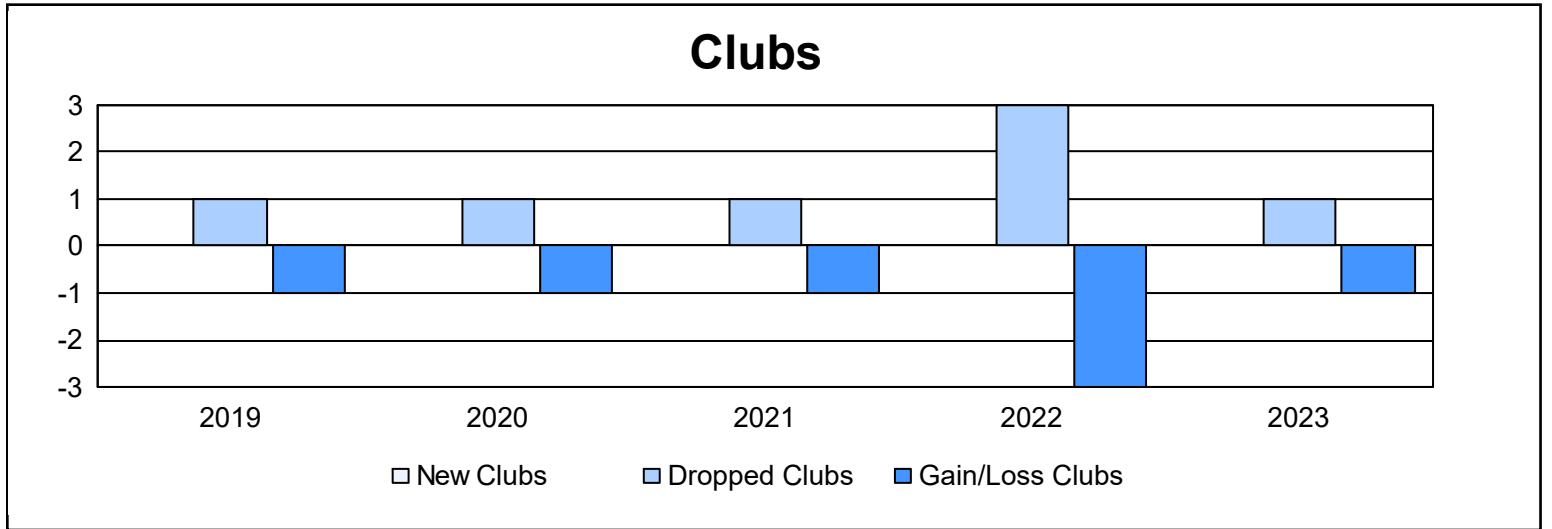
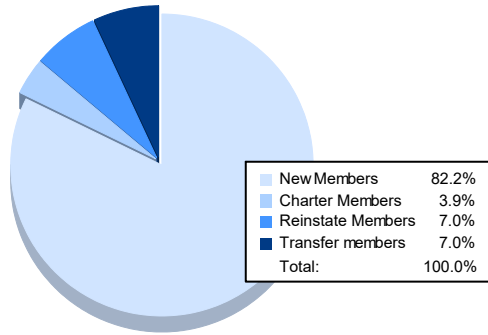


Year	New Clubs	Dropped Clubs	Gain/ Loss Clubs	New Members	Charter Members	Reinstate Members	Transfer Members	Total Member Added	Total Members Dropped	Gain/ Loss Members
2018-2019	0	1	-1	103	1	6	11	121	241	-120
2019-2020	0	1	-1	100	0	3	2	105	143	-38
2020-2021	0	1	-1	47	3	3	4	57	141	-84
2021-2022	0	3	-3	130	0	18	12	160	201	-41
2022-2023	0	1	-1	106	5	9	9	129	145	-16
<b>Average</b>	<b>0</b>	<b>1</b>	<b>-1</b>	<b>97</b>	<b>2</b>	<b>8</b>	<b>8</b>	<b>114</b>	<b>174</b>	<b>-60</b>



### Membership Composition June 2023 Cumulative



### Gender Composition June 2023 Cumulative

